

FITTING INSTRUCTION

Clamp mark in acc. with		Cables joining
ISO	PN	
1	L	Left directional lights
2	+	Rear fog lights
3	31	Ground
4	R	Right directional lights
5	58R	Right side parking lights
6	54	Stoplights
7	58L	Left side parking lights

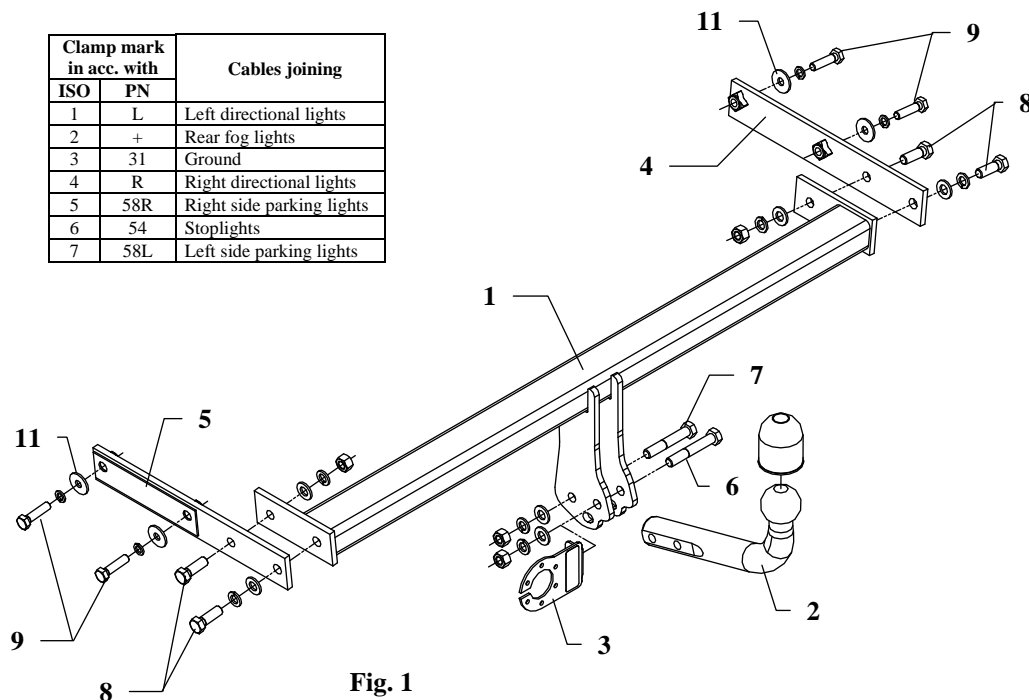


Fig. 1

This towing hitch is designed to assembly in following cars:
VOLKSWAGEN FOX, 3D, except Cross, produced since 04.2005,
 catalogue no. **K50** and is prepared to tow trailers max total weight **1000 kg** and
 max vertical mass **50 kg**.

Torque settings for nuts and bolts (8,8):
M 8 - 25 Nm **M 10** - 55 Nm
M 12 - 85 Nm **M 14** - 135 Nm

From manufacturer

Thank you for buying our product. Their reliability has been confirmed in many tests. Reliability of towing hitch depends also on correct assembly and right operation. For this reasons we kindly ask to read carefully this instruction and apply to hints.

The towing hitch should be install in points described by a car producer.

The instruction of the assembly

1. Disassemble bumper with metal reinforcement. Reinforcement will not used any more.
2. Inside chassis members slip suitable side brackets (pos. 4 and 5) in this way, so holes of brackets agree with factory prepared holes in chassis members. Fix loosely using bolts M10x40mm (pos. 9) as shown on figure 1.
3. Between installed side brackets slip main bar of the towbar (pos. 1) and fix using bolts M12x35mm (pos. 8) as shown on figure 1.
4. Reassemble bumper after cut out it's fragment according to figure 2.
5. Fix tow-ball (pos. 2) with socket plate (pos. 3) using bolts M12x75mm (pos. 6) and M12x70mm (pos. 7) from accessories.
6. Tighten all bolts according to the torque shown in the table.
7. Connect electric wires of 7-poles socket according to the instruction of the car. (Recommend to make at authorized service station).
8. Complete paint layer damaged during installation.

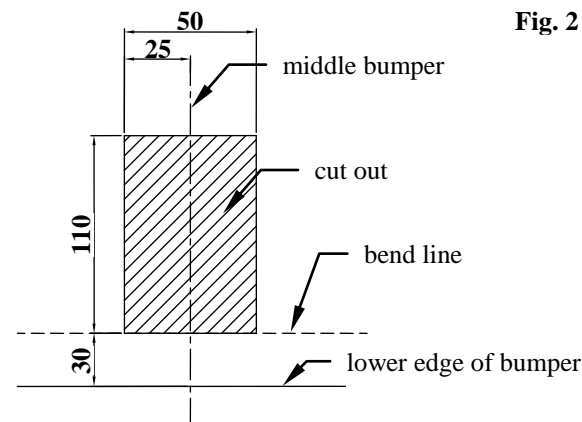
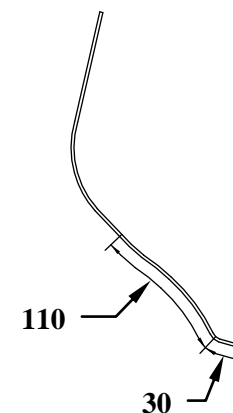


Fig. 2



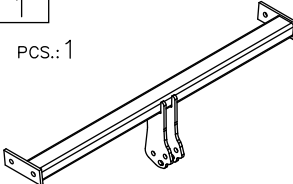
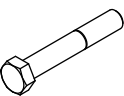

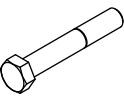




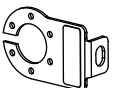


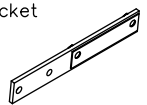

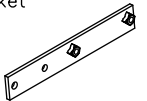

NOTE

After install the towing hitch you should get adequate note in registration book (at authorised service station). The car should be equipped with:

- Indicators
- Tow mirrors

After 1000km check all bolts and nuts. The ball of towing hitch must be always kept clear and conserve with a grease.

Towing hitch accessories:

Pos. 1	Main bar  PCS.: 1	Pos. 6	Bolt 8,8 B M12x75mm  PCS.: 1	Pos. 12	Spring washer ø12,2mm  PCS.: 6
		Pos. 7	Bolt 8,8 B M12x70mm  PCS.: 1	Pos. 13	Spring washer ø10,2mm  PCS.: 4
Pos. 2	Tow ball  PCS.: 1	Pos. 8	Bolt 8,8 B M12x35mm  PCS.: 4	Pos. 14	Nut 8 B M12  PCS.: 4
Pos. 3	Socket plate  PCS.: 1	Pos. 9	Bolt 8,8 B M10x40mm  PCS.: 4	Pos. 15	Ball cover  PCS.: 1
Pos. 4	Right bracket  PCS.: 1	Pos. 10	Plain washer ø13mm  PCS.: 6		
Pos. 5	Left bracket  PCS.: 1	Pos. 11	Plain washer ø30xø10,5x2,5mm  PCS.: 4		



PPUH AUTO-HAK Sp.J.

Produkcja Zaczepów Kulowych
Henryk i Zbigniew Nejman
76-200 SŁUPSK ul. Słoneczna 16K
tel/fax +48 59 8-414-414; 8-414-413
E-mail: office@autohak.com.pl
www.autohak.com.pl

Towing hitch (without electrical set)

Class: **A50-X** Cat. no. **K50**

Designed for:

Manufacturer: **VOLKSWAGEN**

Model: **FOX**

Type: **3D, except Cross**

produced since 04.2005

Technical data:

D-value: 6,7 kN

maximum trailer weight: **1000 kg**

maximum vertical cup mass: **50 kg**

Approval number according to Directive 94/20/EC: e20*94/20*0578*00

Foreword

This towing hitch is designed according to rules of safety traffic regulations. The towing hitch is a safety component and can be install only by qualified personnel. Any alteration or conversion of the towing hitch is prohibited and would lead to cancellation of design certification. Remove insulating compound and underseal from vehicle (if present) in the area of the matting surfaces of the towing hitch. The vehicle manufacturer's specifications regarding trailer mass and max. vertical cup mass are decisive for driving whereat values for the towing hitch cannot be exceeded.

D-value formula:

$$\frac{\text{Max trailer weight [kg]} \times \text{Max vehicle weight [kg]}}{\text{Max trailer weight [kg]} + \text{Max vehicle weight [kg]}} \times \frac{9,81}{1000} = D \text{ [kN]}$$