

## FITTING INSTRUCTION

Clamp mark in acc. with		Cables joining
ISO	PN	
1	L	Left directional lights
2	+	Rear fog lights
3	31	Ground
4	R	Right directional lights
5	58R	Right side parking lights
6	54	Stoplights
7	58L	Left side parking lights

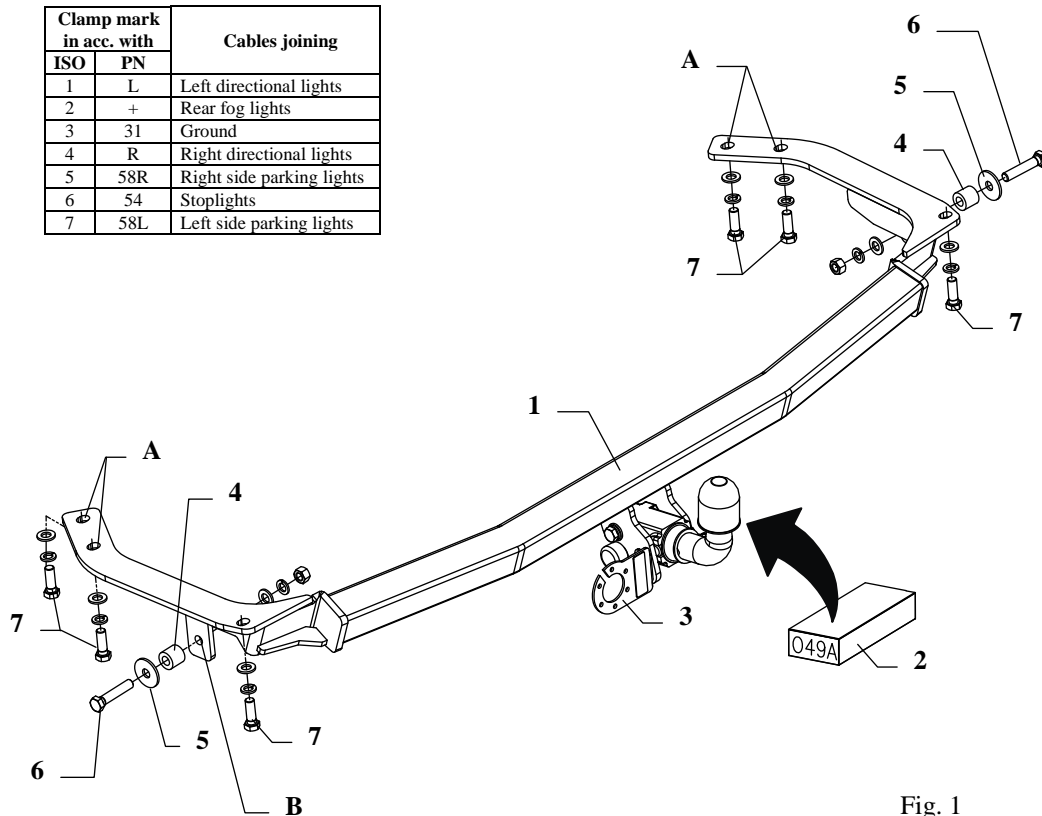


Fig. 1

This towbar is designed to assembly in following cars:  
**TOYOTA AVENSIS VERSO, 5 door**, produced since 04.2002, catalogue  
 no. **O49A** and is prepared to tow trailers max total weight  
**1500 kg** and max vertical mass **60 kg**.

### From manufacturer

Thank you for buying our product. Their reliability has been confirmed in many tests. Reliability of towbar depends also on correct assembly and right operation. For this reasons we kindly ask to read carefully this instruction and apply to hints.

*The towbar should be install in points described by a car producer.*

## The instruction of the assembly

1. Disassemble the bumper.
2. Unscrew the muffler.
3. Apply the main bar of the towbar (pos. 1) to the automobile frame, that way so holes of the towbar (pos. A) be covered with factory-made threaded holes. Fix using bolts M12x1,25x35mm (pos. 7).
4. Through holes (pos. B) fix with factory-made holes. Use distance sleeves  $\varnothing 25 \times \varnothing 13 \text{ mm}$ ,  $L=23 \text{ mm}$  (pos. 4), washers  $\varnothing 37 \times \varnothing 13 \times 3 \text{ mm}$  (pos. 5) and bolts M12x60mm (pos. 6) as showed on the fig. 1.
5. Screw on the muffler.
6. Install the bumper after the previous cut out of its fragment, see fig. 2.

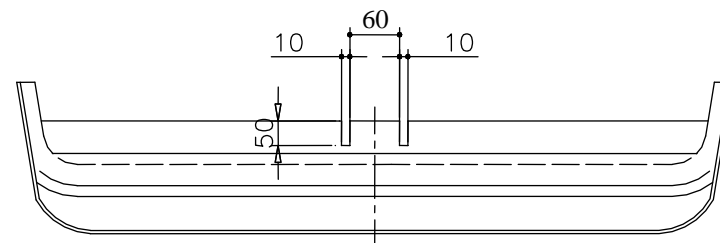


Fig. 2

7. Fix body of the automat and place tow-ball according to supplied instruction. Note! Remember to place socket plate (pos. 3) as shown on the drawing 1.
8. Tighten all bolts according to the torque shown in the table.
9. Connect electric wires of 7-poles socket according to the instruction of the car. (Recommend to make at authorized service station).
10. Complete paint layer damaged during installation.

Torque settings for nuts and bolts (8,8):	
<b>M 8</b> - 25 Nm	<b>M 10</b> - 55 Nm
<b>M 12</b> - 85 Nm	<b>M 14</b> - 135 Nm

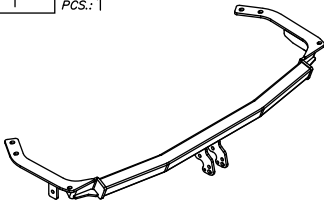
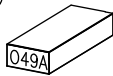
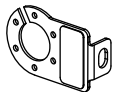
### NOTE

After install the towbar you should get adequate note in registration book (at authorised service station). The car should be equipped with:

- Indicators
- Tow mirrors

After 1000km of exploitation check all bolts and nuts. The ball of towbar must be always kept clear and conserve with a grease.

## Towbar accessories:

Pos. 1	Main bar PCS.: 1	Pos. 4	Distance sleeve PCS.: 2 Ø25xØ13mm L=23mm	Pos. 8	Nut 8 B PCS.: 2 M12
		Pos. 5	Washer PCS.: 2 Ø37xØ13x3mm	Pos. 9	Plain washer PCS.: 8 Ø 13 mm
Poz. 2	Tow ball (mounting set) PCS.: 1	Pos. 6	Bolt 8,8 B PCS.: 2 M12x60mm	Pos. 10	Spring washer PCS.: 8 Ø 12,2 mm
		Pos. 7	Bolt 8,8 B PCS.: 6 M12x1,25x35mm		
Pos. 3	Socket plate PCS.: 1				
					



## PPUH AUTO-HAK S.J.

Produkcja Zaczepów Kulowych  
Henryk & Zbigniew Nejman  
76-200 SŁUPSK ul. Słoneczna 16K  
tel/fax (059) 8-414-414; 8-414-413  
E-mail: [office@autohak.com.pl](mailto:office@autohak.com.pl)  
[www.autohak.com.pl](http://www.autohak.com.pl)

## Towing hitch (without electrical set)

Class: **A50-X** Cat. no. **O49A**

Designed for:

Manufacturer: **TOYOTA**

Model: **AVENSIS VERSO**

Type: **5 door**

produced since 04.2002

Technical data:

**D-value: 9,7 kN**

maximum trailer weight: **1500 kg**

maximum vertical cup mass: **60 kg**

Approval number according to Directive 94/20/EC: **e20\*94/20\*0555\*00**

## Foreword

This towbar is designed according to rules of safety traffic regulations. The towing hitch is a safety component and can be install only by qualified personnel. Any alteration or conversion of the towing hitch is prohibited and would lead to cancellation of design certification. Remove insulating compound and underseal from vehicle (if present) in the area of the matting surfaces of the towing hitch.

The vehicle manufacturer's specifications regarding trailer load and max. vertical cup load are decisive for driving whereat values for the towing hitch cannot be exceeded.

*D-value formula:*

$$\frac{\text{Max trailer weight [kg]} \times \text{Max vehicle weight [kg]}}{\text{Max trailer weight [kg]} + \text{Max vehicle weight [kg]}} \times \frac{9,81}{1000} = D \text{ [kN]}$$